





## 4<sup>th</sup> Quarter News

### The Tail Wagged the Dog 2015 Year in Review



### Empowering Generosity in Future Generations

A Message from Mike Murray,  
TPF Trustee



### Defense is the Best Offense

TPF Closes Our Alternative Strategies  
Pooled Fund



### Focus on Diversity: TPF Restructures our Real Assets Pooled Fund




2015 marked the 90<sup>th</sup> birthday celebration for TPF. Please join us as we salute the past and look forward to our bright future enabling and expanding mission.



## TPF FUND PERFORMANCE AS OF 12-31-15

TPF Fund	4th Q	1 Yr	3 Yrs	5 Yrs	10 Yrs
<b>TPF Balanced Fund</b>	<b>3.4%</b>	<b>-1.2%</b>	<b>6.8%</b>	<b>6.9%</b>	<b>6.2%</b>
Lipper MATA Moderate Index*	2.5%	-1.6%	6.3%	6.1%	4.9%
<b>TPF Large Cap Equity Fund</b>	<b>7.3%</b>	<b>1.3%</b>	<b>15.5%</b>	<b>12.9%</b>	<b>8.1%</b>
Lipper Large Cap Core Fund Index	6.2%	-0.7%	13.4%	11.0%	6.3%
<b>TPF Growth Equity Fund</b>	<b>9.1%</b>	<b>3.1%</b>	<b>15.5%</b>	<b>13.2%</b>	<b>8.5%</b>
Lipper Large Cap Growth Fund Index	8.2%	5.6%	16.4%	12.2%	7.2%
<b>TPF Value Equity Fund</b>	<b>5.5%</b>	<b>-0.6%</b>	<b>15.5%</b>	<b>12.8%</b>	<b>7.9%</b>
Lipper Large Cap Value Fund Index	5.6%	-3.7%	12.5%	10.1%	5.7%
<b>TPF International Equity Fund</b>	<b>4.8%</b>	<b>-1.9%</b>	<b>6.7%</b>	<b>6.5%</b>	<b>5.9%</b>
Lipper International Fund Index	3.7%	-1.4%	4.6%	3.3%	3.7%
<b>TPF Emerging Mkts Equity Fund</b>	<b>-0.5%</b>	<b>-13.9%</b>	<b>-8.5%</b>	<b>-3.3%</b>	<b>2.5%</b>
Lipper Emerging Market Fund Index	0.9%	-14.5%	-6.3%	-4.2%	3.2%
<b>TPF Small Cap Equity Fund</b>	<b>5.0%</b>	<b>-2.1%</b>	<b>12.2%</b>	<b>11.9%</b>	<b>8.9%</b>
Lipper Small Cap Fund Index	3.2%	-3.9%	10.7%	8.8%	7.0%
<b>TPF Fixed Income Fund</b>	<b>-0.3%</b>	<b>-0.1%</b>	<b>0.6%</b>	<b>2.9%</b>	<b>4.6%</b>
Lipper Core Bond Funds Index	-0.6%	0.3%	1.5%	3.7%	4.6%
<b>TPF Money Market Fund</b>	<b>.03%</b>	<b>.13%</b>	<b>.14%</b>	<b>.15%</b>	<b>1.33%</b>
Lipper Inst. Money Market Fund Avg	.01%	.01%	.00%	.02%	1.09%
<b>TPF Real Estate Investment Fund</b>	<b>2.5%</b>	<b>5.2%</b>	<b>7.9%</b>	<b>6.5%</b>	<b>N/A</b>
NCREIF NFRI-ODCE (Net)	3.4%	13.9%	12.4%	12.9%	5.7%
<b>TPF Real Assets Fund</b>	<b>-2.3%</b>	<b>-15.0%</b>	<b>-6.3%</b>	<b>N/A</b>	<b>N/A</b>
Blended Real Assets Index ++	-4.1%	-21.8%	-6.4%	N/A	N/A
<b>TPF Defensive Strategies Fund</b>	<b>1.5%</b>	<b>-0.1%</b>	<b>3.7%</b>	<b>2.8%</b>	<b>N/A</b>
Lipper Long Short Equity Index	0.6%	-2.8%	3.8%	3.1%	1.7%
<b>TPF Alt. Strategies Fund**</b>	<b>-0.7%</b>	<b>0.5%</b>	<b>3.0%</b>	<b>2.7%</b>	<b>2.5%</b>
HFRI Fund of Funds Composite **	0.6%	-0.4%	3.9%	2.1%	2.3%

Past performance is not necessarily indicative of future investment results.  
 The report shows total returns for periods less than one year and compounded annual rates of return for longer periods.  
 The returns are net of all operating expenses, totaling approximately 0.57% annually, including fees of outside investment managers.  
 Lipper modified its indices in 2015 which resulted in changes in our reports. The TPF Board of Trustees reviewed all benchmarks at the May 2015 board meeting.  
 \*Lipper Moderate Index is the most appropriate Mixed Asset Target Allocation of the Lipper MATA indices.  
 \*\*Valuations of TPF Alternative Strategies Fund and its benchmark lag one month.  
 + The Real Estate Investment Index NCREIF NFRI-ODCE (Net) lags one quarter.  
 ++The Blended Real Assets Index is comprised of 1/3 Dow Jones UBS Commodity Index, 1/3 S&P Natural Resource, and 1/3 UBS 50/50 Infrastructure and Utilities.  
 Please access [www.tpf.org](http://www.tpf.org) for additional information.



## The Tail Wagged the Dog 2015 Year in Review

By John Furlow, TPF's Executive VP & COO

Headline news captured our attention during the fourth quarter 2015 as the daily press releases wagged the tail of the investment world. We saw energy prices continue to decline, the IMF lowered its global growth forecast for 2016, geo-political issues escalated further, and the Fed initiated the first rate increase in nine years. Every time the tail wagged with breaking news, the markets reacted with large daily swings.


Even with all this uncertainty and turbulent news during the quarter, developed equity markets rebounded from poor third quarter declines. The S&P 500 Index posted a strong 7.0% while the MSCI EAFE Index was up 4.7%. Emerging markets, as represented by the MSCI Emerging Markets Index, were up slightly (+0.7% USD) after a drop of almost -18% in the third quarter. For the year-to-date period, the S&P 500 Index finished up a modest 1.4%.

The TPF flagship fund, TPF Balanced Pooled Fund, saw a positive 3.4% return for the quarter, rebounding from the slight underperformance in the third quarter. The fourth quarter was supported by outstanding performance from TPF's large and small cap equity managers, who outperformed both their Lipper and index benchmarks.

**The fourth quarter was supported by outstanding performance from TPF's large and small cap equity managers who outperformed their benchmarks.**

For the year, the TPF Balanced Fund was down -1.2%, still outperforming its benchmark, the Lipper MATA Moderate Index. The TPF Large Cap Value Equity managers added significant value in 2015 only dropping -0.6% versus the -3.8% decline in the Russell 1000 Value Index. Fixed income markets were basically flat while real assets took a significant hit in 2015, dropping -15.0%. The only bright spot with real assets is that the TPF Real Assets Fund outperformed its blended index by over 6%.

TPF still believes in a long-term strategic process. 2015 showed us that holding true to a balanced diversified strategy is the best approach to the daily and monthly volatility in the markets. We do expect volatility as we have experienced in the past. However, we will continually strive to hold steady in the face of the wagging tail and let our defensive and diversified strategy guide us through these turbulent times.



## Empowering Generosity in Our Future Generations

### A Message from Mike Murray, TPF Trustee

When some extra funds became available to us, my wife Mary and I decided that we wanted to make a smart investment rooted in generosity that would enable these funds to be available to our children as part of our estate. I was serving as a Trustee on the TPF Board at the time, and we were eager to partner with TPF in this effort.

While our goal initially seemed a bit complicated, TPF helped us determine the best legacy planning option for us. Once we decided to establish a Charitable Gift Annuity (CGA), the path to achieving our goal became quite clear. The funds were invested in the CGA, and we received the tax benefits for which we were eligible. Also, TPF helped us establish a Donor Advised Fund (DAF) in the names of our four children.



Upon our deaths, the monies from the CGA, instead of going directly to one or more of our favorite Presbyterian institutions in Texas, will move into the DAF established for our children. They will then be able to use the contents of the CGA as part of their charitable giving. While they, of course, will not be able to "write off" the funds that they give to charity, they will be able to contribute to their own charitable giving efforts with the use of these funds.

**This is certainly a win, win, win, win for us!  
Thank you TPF!**

## Focus on Diversity:

Effective December 1, 2015, the Investment Committee restructured the asset allocation of the TPF Real Assets Pooled Fund to offer further diversity in this space:

- 80% Principal Global Investors Diversified Real Assets Strategy Fund
- 10% Lazard Global Listed Infrastructure Fund
- 10% RS Global Natural Resources Fund

Please contact your TPF Administrator or visit [www.tpf.org](http://www.tpf.org) for additional information.

CELEBRATING 90 YEARS

## Defense is the Best Offense

*Shifting Focus to the TPF  
Defensive Strategies  
Fund and the TPF Real  
Assets Fund*

As of January 1, 2016, the TPF Alternative Strategies Fund is closed for investment. This fund was established in 2006 to provide returns that have low correlation to traditional stock and bond markets, an additional level of diversification, and a reduction in overall portfolio volatility.

Since that time, TPF has established the TPF Defensive Strategies Fund (2010) and the TPF Real Assets Fund (2011) which more efficiently offer the same benefit to a portfolio.

Based on the size of the allocation to this investment offering and the high expense of operating the fund, the TPF Investment Committee of our Board of Trustees determined it was no longer a necessary option for our partners.



TEXAS  
Presbyterian  
Foundation

The Closing Bell is published quarterly by Texas Presbyterian Foundation

6100 Colwell Blvd., Suite 250,  
Irving TX, 75039  
800.955.3155 • [www.tpf.org](http://www.tpf.org)